

Profile

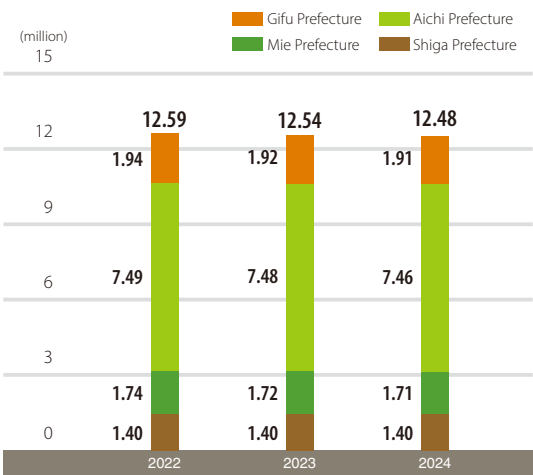


Management Vision

To always be respected and trusted by the local community.

Demographic trends

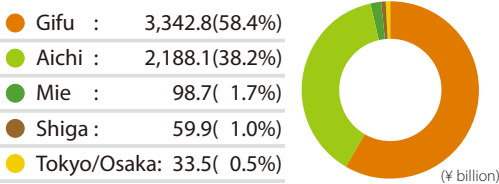
(as of October 1, 2024)



Note: Population figures are rounded down to the nearest 10,000.

Balance of deposits (Non-consolidated)

(breakdown by area; as of March 31, 2025)

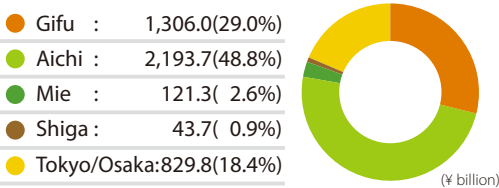


Notes:

1. Amounts are rounded down to the nearest ¥100 million.
2. Shares are rounded down to the nearest 0.1 percentage point.

Balance of loans (Non-consolidated)

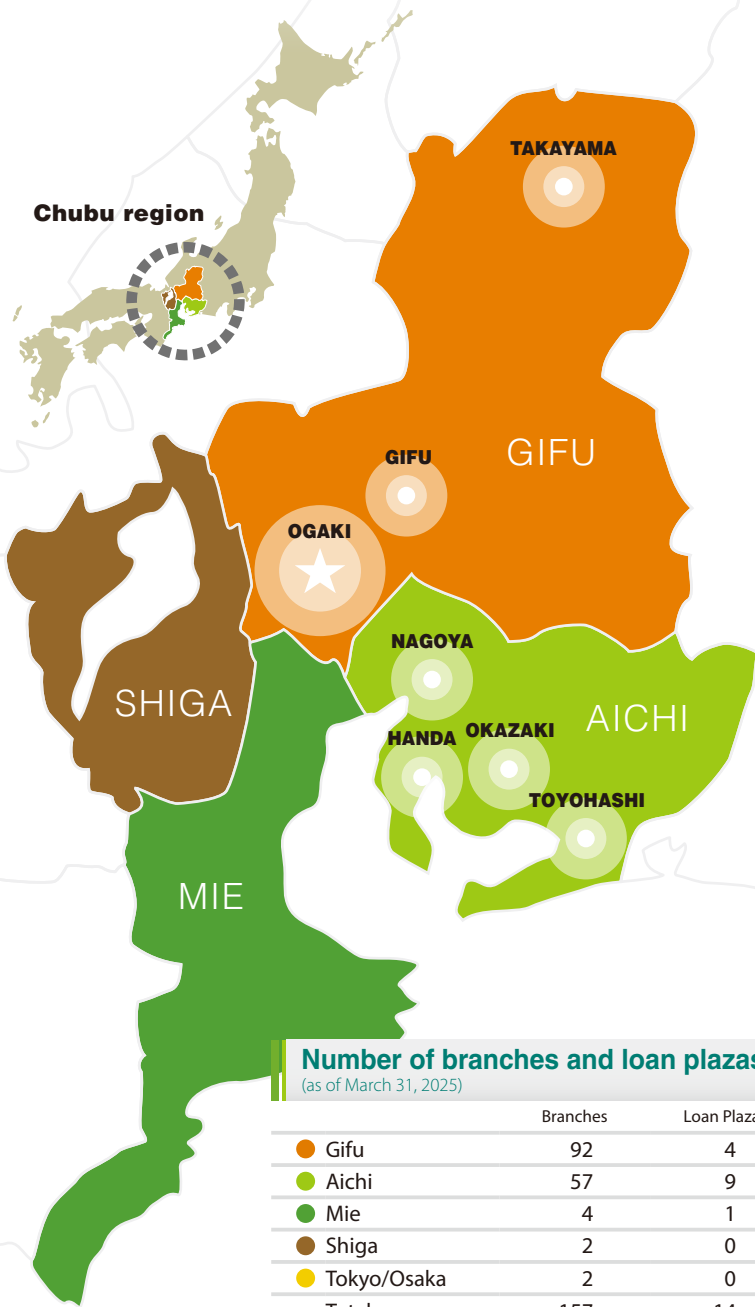
(breakdown by area; as of March 31, 2025)



Notes:

1. Amounts are rounded down to the nearest ¥100 million.
2. Shares are rounded down to the nearest 0.1 percentage point.

Chubu region



Number of branches and loan plazas

(as of March 31, 2025)

	Branches	Loan Plazas
○ Gifu	92	4
○ Aichi	57	9
○ Mie	4	1
○ Shiga	2	0
○ Tokyo/Osaka	2	0
Total	157	14

Credit rating

(as of October 31, 2024)

Japan Credit Rating Agency, Ltd.

Long-term Issue Rating, A